

Scaled data based on original data using
LM-79-08 Approved Method: Electrical and Photometric Measurements of Solid-
State Lighting Products

Test Report Prepared for
Cooper Lighting Solutions
(formerly Eaton)

Brand: McGRAW-EDISON

Report Number: P942213

Luminaire Tested: **GALN-SB6A-840-U-T1**

Issue Date: 1/21/2025

Test Information

Test Method: LM-79-08
Report Number: P942213
TEST IS SCALED FROM IESNA LM-79-08 TEST DATA (G2-2405-108-2)
Test Lab: INNOVATION CENTER
Issue Date: 1/21/2025
Manufacturer: COOPER LIGHTING SOLUTIONS (FORMERLY EATON)
Product Line: McGRAW-EDISON
Catalog Number: GALN-SB6A-840-U-T1
Description: GALLEON AREA AND ROADWAY HIGH DENSITY LED LUMINAIRE
(6) 80 CRI, 4000K, 350mA LIGHTSQUARES WITH 26 LEDS EACH AND TYPE I OPTICS
Light Source: -
Ballast/Driver: -

Summary

Lumens per Lamp: N/A
Luminaire Lumens: 25740 lumens
Efficiency: N/A
Efficacy: 150.6 lumens/watt
Luminous Opening: Rectangular (W 1.5' x L: 1' x H: 0')
IES Classification: Type I - Short
BUG Rating: B4 - U0 - G4

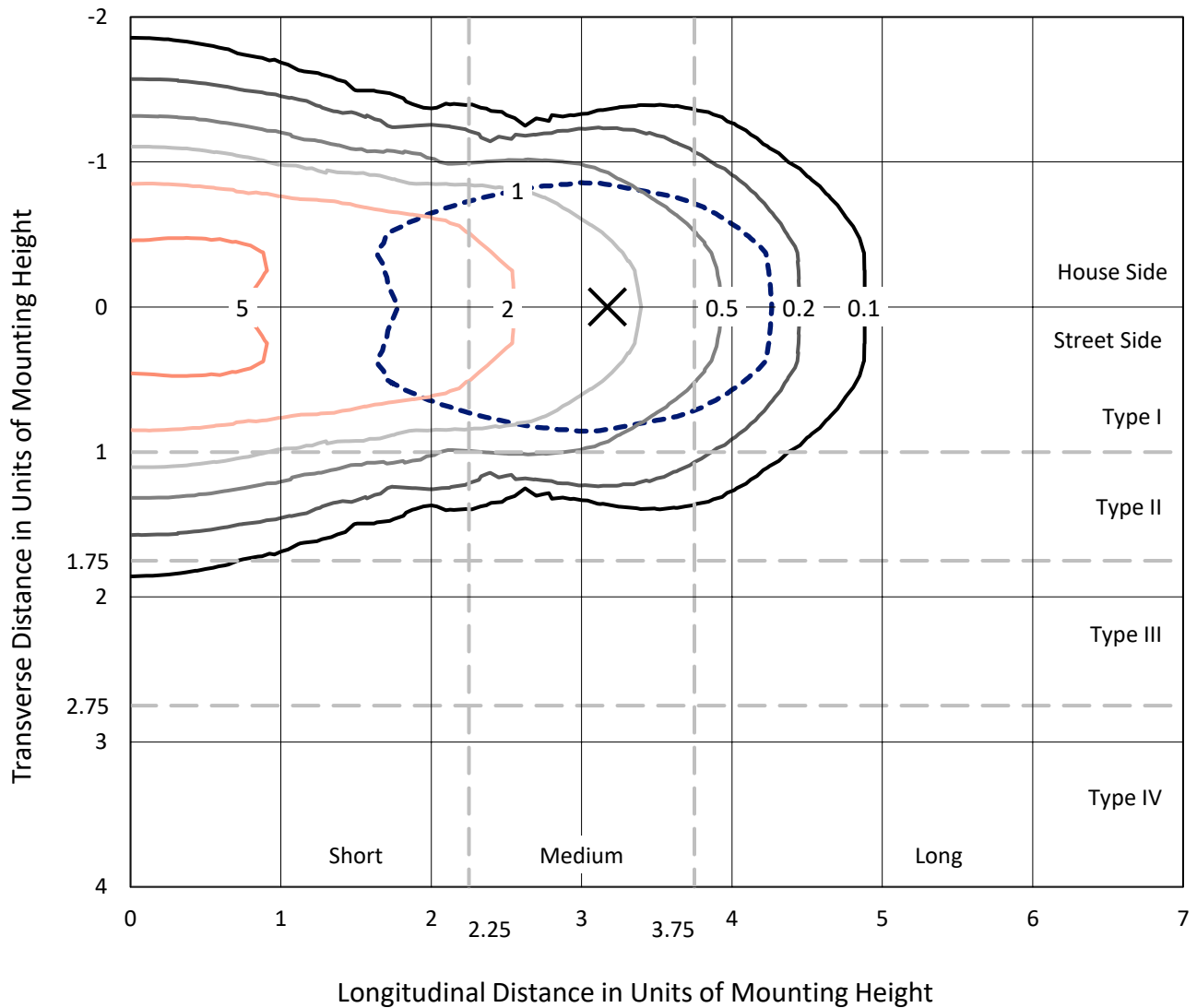
Input Watts (W): 170.9
Input Voltage (V): NR
Input Current (Ain): NR
Voltage Rise (V): NR
Power Factor: NR
Total Harmonic Distortion (THDi): NR
Frequency (hertz): 60
Stabilization Time: NR
Operation Time: NR
Ambient Temperature (°C): NR
Test Distance: 24 FT



REPORT NUMBER: P942213
 CATALOG NUMBER: GALN-SB6A-840-U-T1

Iso-Footcandle Lines of Horizontal Illumination

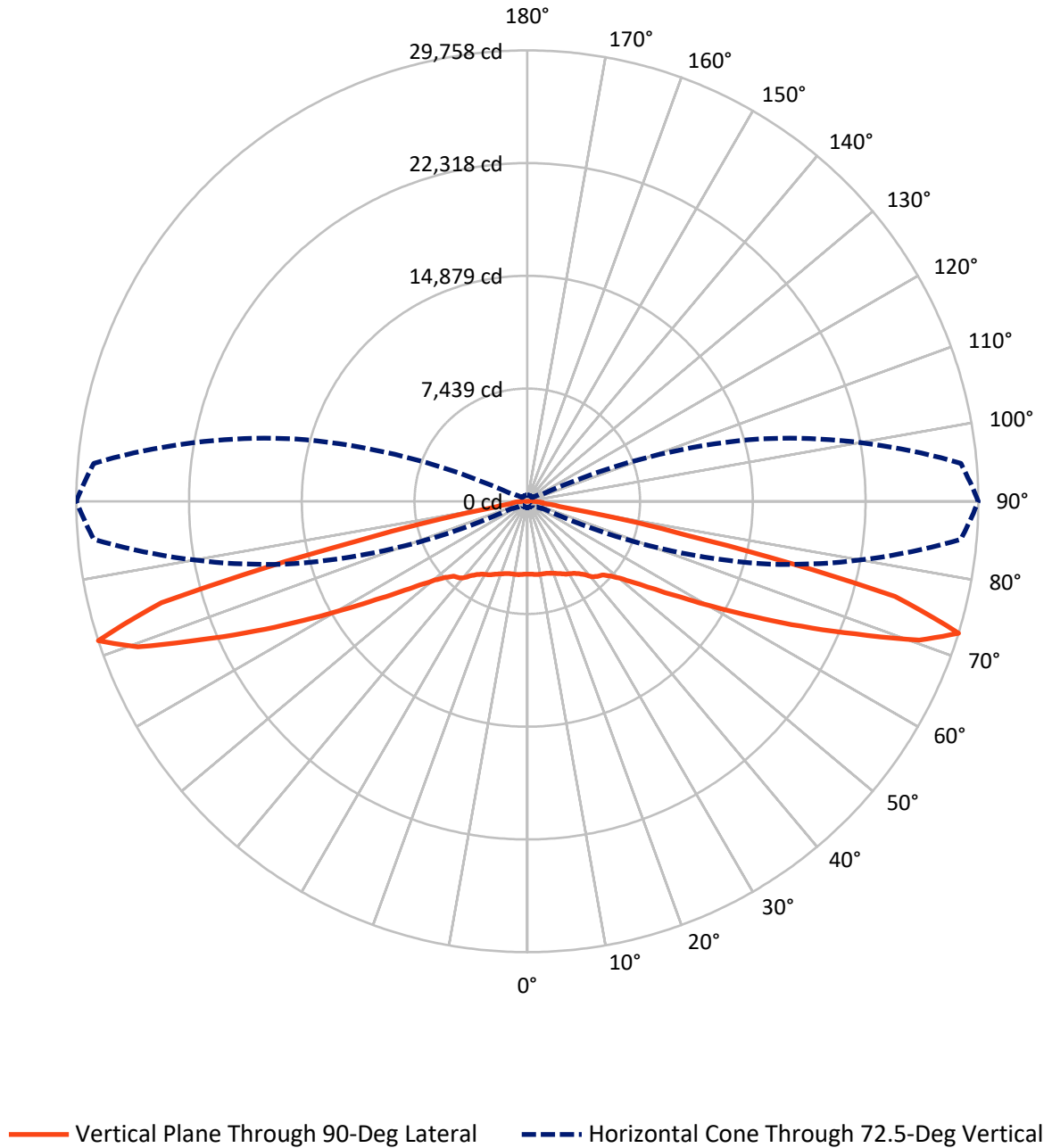
× Max cd
 - - - 1/2 Max cd



Based on 25 foot mounting height. Maximum calculated value = 7.7 fc
 Type I - Short - N/A

REPORT NUMBER: P942213
CATALOG NUMBER: GALN-SB6A-840-U-T1

Luminous Intensity Polar Plot



REPORT NUMBER: P942213
 CATALOG NUMBER: GALN-SB6A-840-U-T1

FLUX DISTRIBUTION:

		Downward	Upward	Total
House Side	Lumens	12870.0	0.0	12870.0
	% Fixture	50.0	0.0	50.0
Street Side	Lumens	12870.0	0.0	12870.0
	% Fixture	50.0	0.0	50.0
Total	Lumens	25740.0	0.0	25740.0
	% Fixture	100.0	0.0	100.0

ZONAL LUMENS:

Zone	Lumens	% Fixture
0°-10°	466.4	1.8
10°-20°	1426.0	5.5
20°-30°	2377.7	9.2
30°-40°	3270.0	12.7
40°-50°	3993.6	15.5
50°-60°	4619.0	17.9
60°-70°	5507.4	21.4
70°-80°	3843.8	14.9
80°-90°	236.1	0.9
90°-100°	0.0	0.0
100°-110°	0.0	0.0
110°-120°	0.0	0.0
120°-130°	0.0	0.0
130°-140°	0.0	0.0
140°-150°	0.0	0.0
150°-160°	0.0	0.0
160°-170°	0.0	0.0
170°-180°	0.0	0.0
0°-90°	25740.0	100.0
0°-180°	25740.0	100.0

Coefficient of Utilization



REPORT NUMBER: P942213

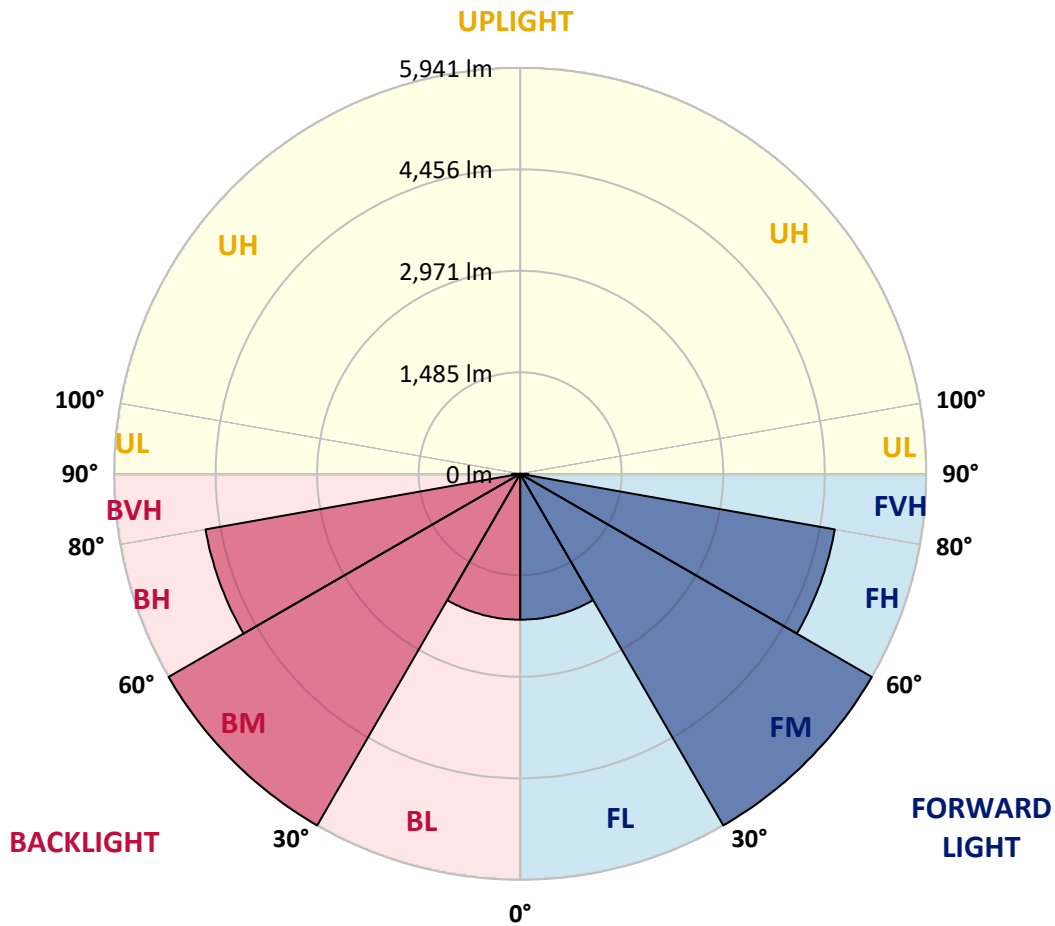
CATALOG NUMBER: GALN-SB6A-840-U-T1

LUMINAIRE CLASSIFICATION SYSTEM LUMEN TABLE AND BUG RATING:

Zone	Lumens	% Fixture	Zone Rating/Lumen Limit		
			B	U	G
FL (0°-30°)	2135.0	8.3			
FM (30°-60°)	5941.3	23.1			
FH (60°-80°)	4675.6	18.2			G2/5000
FVH (80°-90°)	118.0	0.5			G2/225
BL (0°-30°)	2135.0	8.3	B3/2500		
BM (30°-60°)	5941.3	23.1	B4/8500		
BH (60°-80°)	4675.6	18.2	B4/5000		G4/5000
BVH (80°-90°)	118.0	0.5			G2/225
UL (90°-100°)	0.0	0.0		U0/0	
UH (100°-180°)	0.0	0.0		U0/0	

BUG Rating: B4-U0-G4

Type I Short



REPORT NUMBER: P942213
 CATALOG NUMBER: GALN-SB6A-840-U-T1

CANDELA DISTRIBUTION (FULL):

	0°	5°	15°	25°	35°	45°	55°	65°	75°	85°
0°	4809.8	4809.8	4809.8	4809.8	4809.8	4809.8	4809.8	4809.8	4809.8	4809.8
2.5°	4813.9	4819.4	4819.4	4815.3	4824.8	4816.6	4816.6	4812.5	4816.6	4812.5
5°	4838.5	4845.4	4848.1	4846.7	4859.0	4852.2	4852.2	4846.7	4848.1	4844.0
7.5°	4885.0	4894.6	4900.1	4906.9	4924.7	4916.5	4911.0	4894.6	4887.8	4876.8
10°	4900.1	4911.0	4928.8	4964.4	5005.4	5006.8	4990.4	4949.3	4917.9	4893.2
12.5°	4853.6	4868.6	4905.5	4978.1	5069.7	5106.6	5080.6	5012.3	4950.7	4906.9
15°	4794.7	4811.2	4867.2	4976.7	5112.1	5198.3	5195.6	5105.3	5006.8	4938.4
17.5°	4703.1	4719.5	4800.2	4953.4	5144.9	5287.2	5325.5	5232.5	5094.3	5002.7
20°	4537.6	4552.6	4664.8	4879.6	5155.9	5381.6	5481.5	5399.4	5227.0	5102.5
22.5°	4322.8	4346.0	4477.4	4752.3	5129.9	5480.1	5659.3	5603.2	5381.6	5209.2
25°	4093.0	4117.6	4270.8	4596.4	5062.9	5551.2	5870.0	5834.4	5556.7	5341.9
27.5°	3894.6	3920.6	4087.5	4441.8	4958.9	5578.6	6077.9	6095.7	5768.7	5488.3
30°	3738.7	3763.3	3941.1	4317.3	4824.8	5551.2	6259.8	6383.0	5984.9	5615.5
32.5°	3567.7	3599.1	3786.5	4165.5	4666.2	5485.6	6418.5	6693.5	6235.2	5752.3
35°	3351.5	3380.3	3577.2	3957.5	4458.2	5380.2	6551.2	7038.2	6593.6	5960.3
37.5°	3088.9	3116.2	3311.9	3697.6	4251.7	5232.5	6652.4	7426.7	7020.4	6259.8
40°	2824.9	2850.9	3034.2	3407.6	4004.1	5043.7	6688.0	7807.0	7510.2	6671.6
42.5°	2582.7	2606.0	2774.2	3121.7	3726.4	4803.0	6641.5	8138.1	7949.3	6958.9
45°	2359.8	2380.3	2529.4	2853.6	3437.7	4510.2	6502.0	8493.7	8471.9	7164.1
47.5°	2105.3	2125.8	2280.4	2593.7	3149.1	4166.8	6265.3	8843.9	9198.2	7629.2
50°	1794.8	1812.6	1971.2	2294.1	2849.5	3801.6	5937.0	9118.9	10114.8	8333.7
52.5°	1426.8	1445.9	1600.5	1923.4	2493.8	3409.0	5504.7	9298.1	11173.6	9362.4
55°	1061.5	1075.2	1209.3	1499.3	2053.3	2961.7	4963.0	9348.7	12374.7	10768.7
57.5°	770.2	778.4	864.6	1080.7	1556.8	2402.2	4305.0	9217.4	13804.2	12571.7
60°	623.8	626.5	652.5	748.3	1082.1	1770.2	3510.2	8766.0	15355.5	14895.9
62.5°	566.3	566.3	573.2	599.2	731.9	1168.2	2548.5	7830.3	17018.9	17832.9
65°	526.7	526.7	529.4	541.7	577.3	744.2	1608.7	6306.4	18421.1	21273.3
67.5°	491.1	492.5	491.1	495.2	515.7	549.9	933.0	4355.6	19176.2	24838.3
70°	454.2	456.9	450.1	450.1	466.5	467.8	584.1	2388.5	18549.7	27825.9
72.5°	410.4	414.5	403.6	400.8	413.1	407.7	439.1	1146.4	15925.9	28717.8
75°	372.1	377.6	352.9	346.1	346.1	342.0	357.0	588.2	10336.4	23426.5
77.5°	337.9	348.8	309.2	287.3	281.8	269.5	291.4	359.8	4521.1	10998.5
80°	279.1	294.1	254.4	228.5	218.9	205.2	229.8	251.7	1344.7	2554.0
82.5°	207.9	214.8	180.6	162.8	154.6	145.0	172.4	175.1	437.8	904.2
85°	132.7	135.4	110.8	95.8	91.7	87.6	109.4	95.8	166.9	664.8
87.5°	46.5	53.4	42.4	38.3	41.0	34.2	50.6	28.7	46.5	469.2
90°	0.0	0.0	0.0	0.0	0.0	0.0	0.0	0.0	0.0	0.0

(END C

90°

4809.8
4812.5
4844.0
4876.8
4889.1
4900.1
4927.4
4987.6
5079.3
5177.8
5298.2
5441.8
5548.5
5667.5
5865.9
6134.0
6537.5
6786.5
6931.5
7361.1
7997.2
8947.9
10250.2
11919.1
14073.7
16731.7
19880.7
23334.9
27430.6
29757.5
25057.1
10770.0
2445.9
1021.9
965.8
581.4
0.0

OF REPORT)